



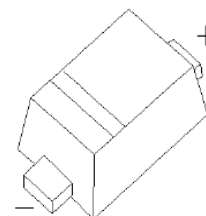
RB520G-30 Plastic-Encapsulate Diodes



Schottky barrier Diode

FEATURES

- Small surface mounting type
- Low reverse current and low forward voltage
- High reliability



MARKING: E

SOD-723

Maximum Ratings and Electrical Characteristics, Single Diode @Ta=25°C

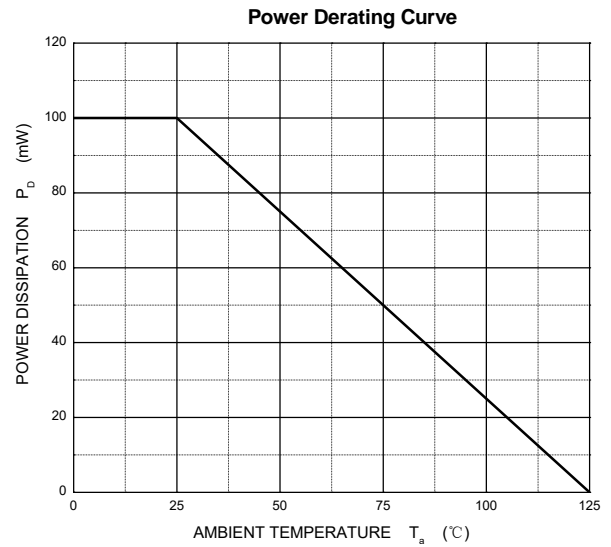
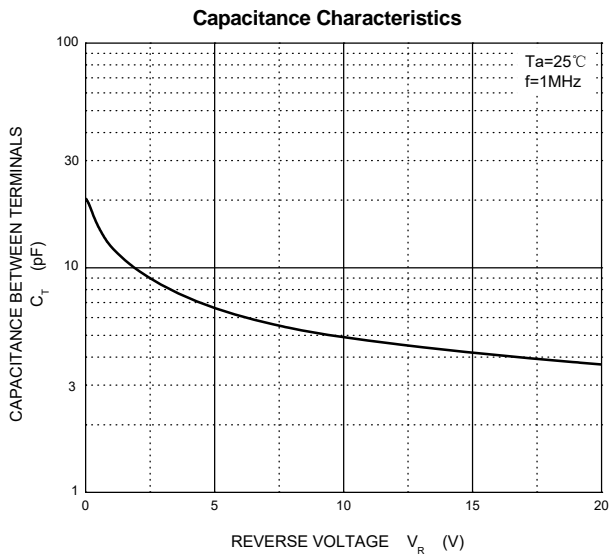
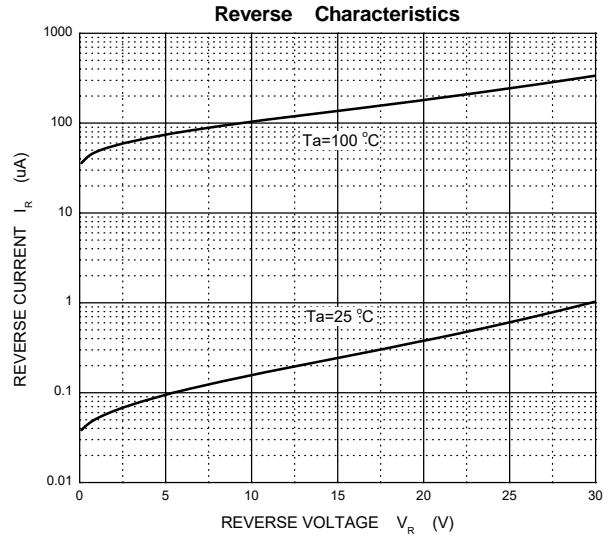
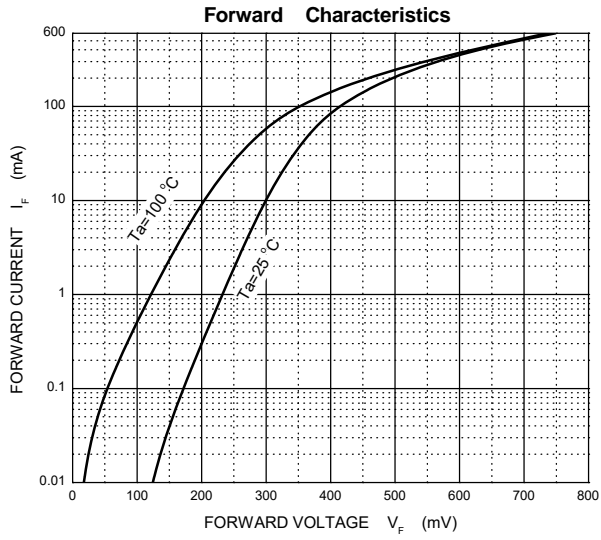
Parameter	Symbol	Limit	Unit
DC reverse voltage	V_R	30	V
Mean rectifying current	I_O	200	mA
Peak Forward Surge Current	I_{FSM}	500	mA
Power dissipation	D_8	100	mW
Thermal Resistance Junction to Ambient	θ_{JA}	1000	°C/W
Operating Junction Temperature Range	T_j	-40 ~ +125	°C
Storage Temperature Range	T_{stg}	-55 ~ +150	°C

Electrical Ratings @Ta=25°C

Parameter	Symbol	Min	Typ	Max	Unit	Conditions
Forward voltage	V_F			0.45	V	$I_F=10mA$
Reverse current	I_R			0.5	μA	$V_R=10V$

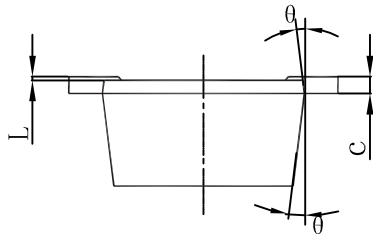
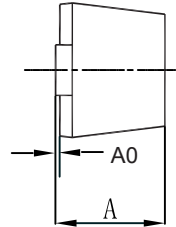
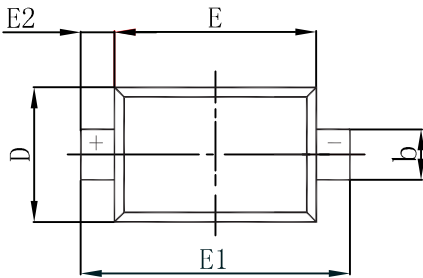


Typical Characteristics



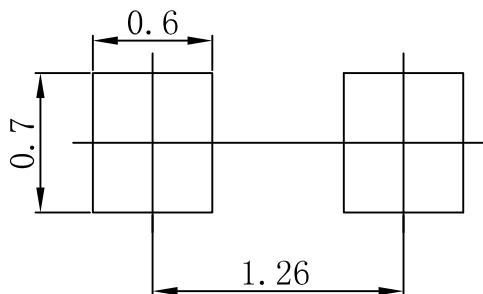


SOD-723 Package Outline Dimensions



Symbol	Dimensions In Millimeters		Dimensions In Inches	
	Min	Max	Min	Max
A	0.450	0.550	0.018	0.022
A0	0.000	0.020	0.000	0.008
b	0.250	0.350	0.010	0.014
c	0.080	0.150	0.003	0.006
D	0.550	0.650	0.022	0.026
E	0.900	1.100	0.035	0.043
E1	1.300	1.500	0.051	0.059
E2	0.200 REF		0.008 REF	
L	0.010	0.070	0.001	0.003
θ	7° REF		7° REF	

SOD-723 Suggested Pad Layout



Note:

1. Controlling dimension: in millimeters.
2. General tolerance: $\pm 0.05\text{mm}$.
3. The pad layout is for reference purposes only.